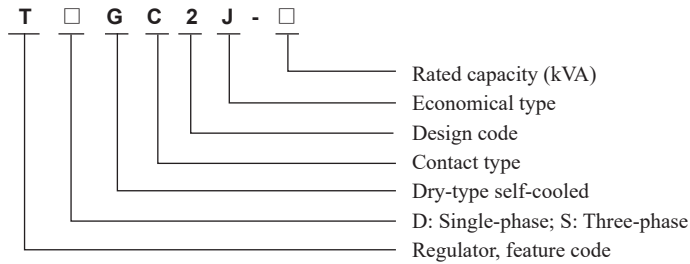


T_S^DGC₂, T_S^DGC₂J Contact Voltage Regulator

1 Overview

T_S^DGC₂, T_S^DGC₂J series contact voltage regulator is a dry self-cooled and self-coupled voltage regulator, which is widely used in many applications such as metallurgy, chemicals, instruments and meters, electromechanical manufacturing, light and textile industry, electromechanical manufacturing, and scientific experiment to realize the purpose of voltage regulation, temperature control, speed regulation, and lighting regulation.

2 Type Designation



3 Technical Parameters

Model	Rated capacity (kVA)	Number of phases	Rated frequency (Hz)	Rated input voltage(V)	Output voltage range (V)	Rated output current(A)
TDGC ₂ -0.2	0.2	1	50	220	0~250	0.8
TDGC ₂ -0.5	0.5					2
TDGC ₂ -1	1					4
TDGC ₂ -2	2					8
TDGC ₂ -3	3					12
TDGC ₂ -5 TDGC ₂ J-5	5					20
TDGC ₂ J-7	7					28
TDGC ₂ -10 TDGC ₂ J-10	10					40
TDGC ₂ -15 TDGC ₂ J-15	15					60
TDGC ₂ -20 TDGC ₂ J-20	20					80
TDGC ₂ -30 TDGC ₂ J-30	30					120
TDGC ₂ J-40	40					160
TDGC ₂ J-50	50					200
TSGC ₂ -1.5	1.5	3	50	380	0~430	2
TSGC ₂ -3	3					4
TSGC ₂ -6	6					8
TSGC ₂ -9	9					12
TSGC ₂ -15 TSGC ₂ J-15	15					20
TSGC ₂ J-20	20					27
TSGC ₂ -30 TSGC ₂ J-30	30					40
TSGC ₂ J-40	40					54
TSGC ₂ J-50	50					67

Note: Specially customized; the single-phase voltage regulator with rated output voltage ranged 0 to 300V can be available, and the three-phase voltage regulator with rated voltage ranged 0 to 500V is also available. With the capacity and volume unchanged, the rated output current shall be reduced correspondingly.

T^DGC₂, T^DGC₂J Contact Voltage Regulator

4 Normal Working and Installation Conditions

- 4.1 Ambient temperature:
 - Max. temperature: +40°C
 - Mean air temperature of the hottest month: +30°C
 - Max. yearly mean air temperature: +20°C
 - Min. air temperature: -5°C
- 4.2 Altitude:
 - Altitude does not exceed 1,000 meters.
- 4.3 Atmospheric conditions:
 - The mean relative humidity of the wettest month does not exceed 90%, and the min. mean temperature of that month is +25°C.
- 4.4 Three-phase power voltage symmetry:
 - For three-phase voltage regulator, its three-phase power voltage is symmetrical approximately.
- 4.5 Power voltage waveform:
 - The power voltage waveform is sine wave or approximate sine wave.
- 4.6 Installation environment:
 - Indoors;
 - Parallel connection is not allowed;
 - There is no serious vibration or bump as well as no gas, steam, chemical sediment, dust, dirt, and explosive and corrosive medium at the installation (placement) site.
- 4.7 For any special working conditions that are inconsistent with the above requirements, please contact the manufacturer by the use unit.

5 Structure Features

This product is an ideal AC voltage regulation power supply featuring with waveform non-distortion, small size, light weight, high efficiency, convenient operation, reliable run, and long-term operation.

6 Outline and Installation Dimensions

- 6.1 TDGC2 outline dimensions are shown in Fig. 1;
- 6.2 TDGC2J outline dimensions are shown in Fig. 2;
- 6.3 TSGC2 outline dimensions are shown in Fig. 3;
- 6.4 TSGC2J outline dimensions are shown in Fig. 4;

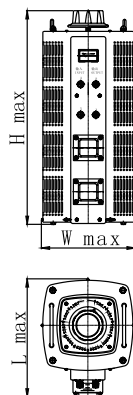


Fig. 1

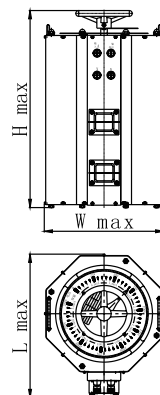


Fig. 2

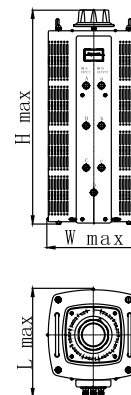


Fig. 3

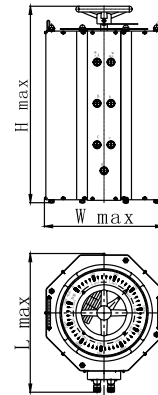


Fig. 4

T^DGC₂, T^DGC₂J Contact Voltage Regulator

Specifications, outline, and weight

Model	Product dimensions (mm) (L×W×H)	Weight (kg)	Model	Product dimensions (mm) (L×W×H)	Weight (kg)	Model	Product dimensions (mm) (L×W×H)	Weight (kg)
TDGC ₂ -0.2	130×110×130	2.3	TDGC ₂ J-5	375×350×245	21	TSGC ₂ J-15	395×350×580	64
TDGC ₂ -0.5	150×130×140	3.3	TDGC ₂ J-7	375×350×245	26	TSGC ₂ J-20	405×350×580	75.5
TDGC ₂ -1	200×170×170	5.8	TDGC ₂ J-10	410×350×418	46	TSGC ₂ J-30	420×350×1080	132
TDGC ₂ -2	200×190×180	7.9	TDGC ₂ J-15	420×350×580	66	TSGC ₂ J-40	420×350×1080	147
TDGC ₂ -3	230×200×200	10.4	TDGC ₂ J-20	420×350×750	90	TSGC ₂ J-50	440×350×1180	149
TDGC ₂ -5	270×240×270	14.9	TDGC ₂ J-30	420×350×1080	135			
TDGC ₂ -10	310×240×410	30.8	TDGC ₂ J-40	420×350×1080	151			
TDGC ₂ -15	310×240×570	47	TDGC ₂ J-50	420×350×1180	160			
TDGC ₂ -20	310×240×760	62						
TDGC ₂ -30	310×240×1090	96						
TSGC ₂ -1.5	170×130×330	9.6						
TSGC ₂ -3	250×180×420	18.5						
TSGC ₂ -6	250×200×430	24.2						
TSGC ₂ -9	270×210×480	31.5						
TSGC ₂ -15	310×240×570	45						
TSGC ₂ -30	310×240×1090	93						

7 Ordering Notice

Example:

7.1 Product name: Contact voltage regulator

7.2 Product model: TDGC₂-10

7.3 Rated input voltage: 220V.

7.4 Output voltage range: 0~250V.

7.5 Output capacity: 10kVA.

7.6 Order quantity: 5 pcs.